

FY 2011-2012 Budget Overview

Brevard County, Florida
September 27, 2011





Composition of the County's Budget



The FY 2012 Budget Reflects

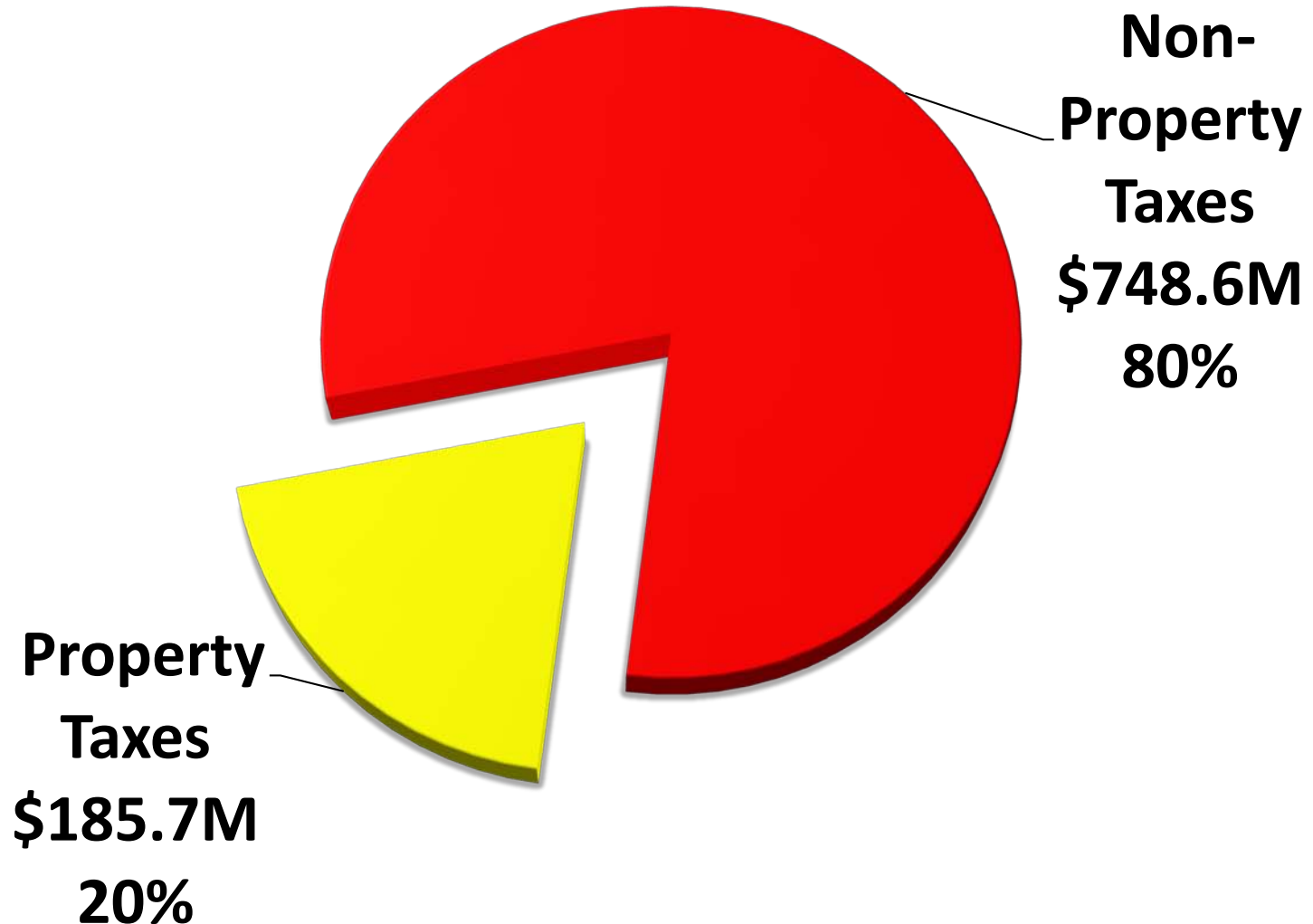
3

- ❑ **Focusing on Public Safety and Health**
- ❑ **Investing in Public Infrastructure**
- ❑ **Preserving Minimal Service Levels**
- ❑ **Establishing a Smaller Government Structure**
- ❑ **Creating Jobs and Economic Development**
- ❑ **Establishing and Maintaining Partnerships**
- ❑ **Maintaining Fiscal Integrity**
- ❑ **Focusing on Customer Service**



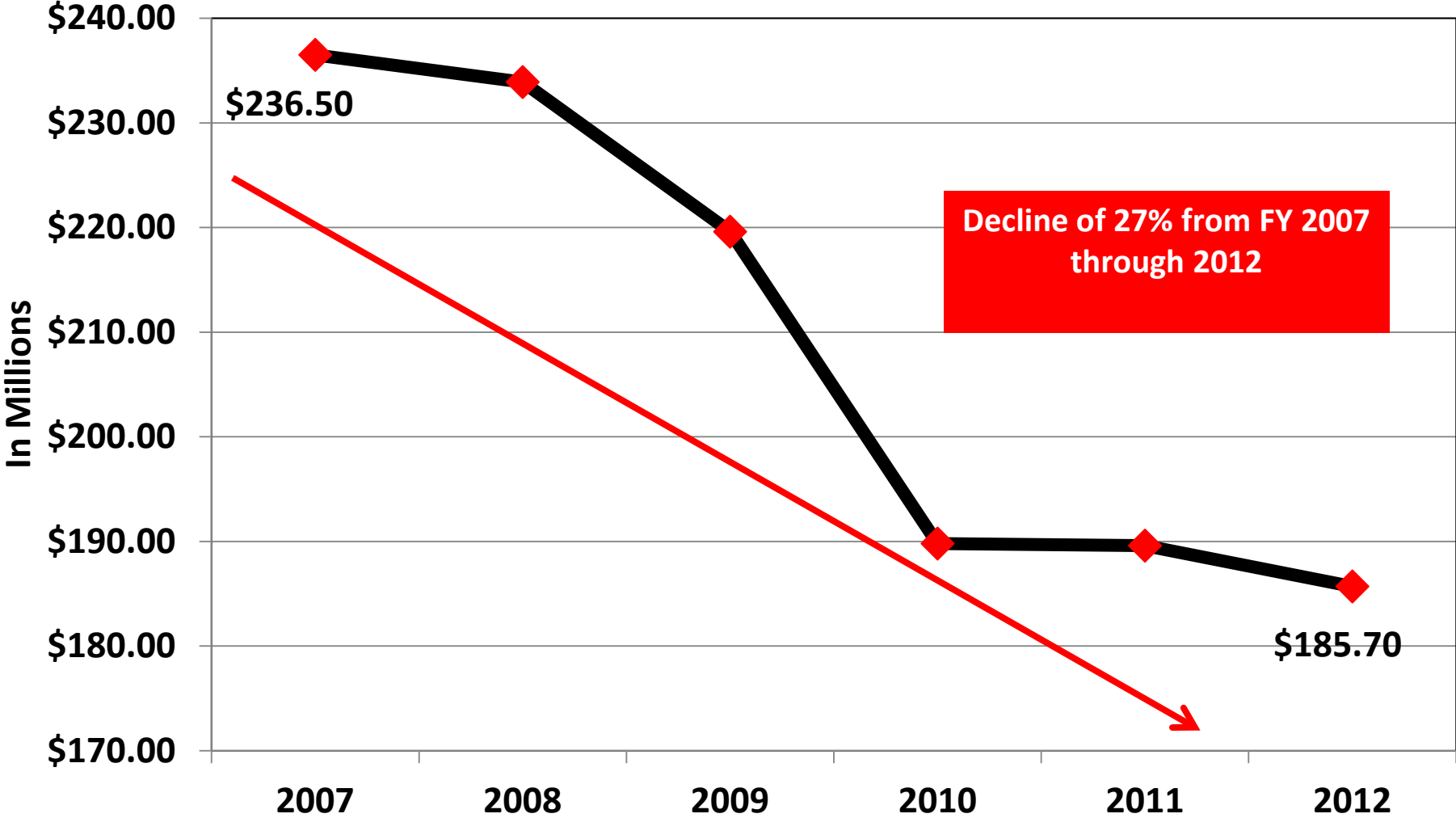
FY 2012 Budget - \$934.3 million

4





Declining Property Taxes - FY 07 to FY 12





Action Taken To Address Budget Shortfalls

Actions Taken To Address Budget Shortfalls



7

- Reduced Positions
- Reduced Pay and Benefits
- Reduced Expenses
- Reduced Operating Hours
- Outsourced Staff and Services
- Eliminated Discretionary Spending
- Reduced Debt
- Reduced Reserves

Some Actions Taken from Industry Professional Report



8

- ❑ Established and Maintained Partnerships
- ❑ Consolidated and Outsource Services
- ❑ Defeased Bonds and Decreased Debt Obligations
- ❑ Established Purchasing Cooperative, Negotiated Discounts and Developed Standardized Bid and Contract Forms
- ❑ Reduced Employee Benefit Plans
- ❑ Reviewed and Finalizing Metrics for all Departments
- ❑ Implementing Monthly and Quarterly Business Performance Reviews



Budget Key Facts



FY 2012 Budget's Key Facts

10

- **Budget is in compliance with Florida Statute 200.65**
 - ▣ **Truth In Millage (TRIM)**
- **Budget is in compliance with Brevard County Charter Provisions**
 - ▣ **5.4.2. Truth in Taxation**
 - ▣ **2.9.3.1. Limitations on growth in ad valorem tax revenues.**
- **Reflects aggregate operating millage rate 1.36% lower than roll back rate**



FY 2012 Budget's Key Facts

11

- 4th consecutive year of reduced spending. Over \$301 million in reduced spending since FY 2008
- FY 2012 budget represents \$83.9 million in reduced spending
- Reflects reduction in debt obligations over \$4.0 million annually
- Includes reduction in 21 positions. County has cut over 530 positions since FY 2006
- Brevard County maintains lowest tax structure compared to Central Florida counties



Tax Structure



Low Tax Structure

13

- ❑ **Brevard's Property Tax Rate provides the least amount of tax revenue in Central Florida**
- ❑ **Brevard does not supplement property taxes with additional taxes like the PST, Optional Sales Tax, or additional Gas Tax**
- ❑ **Brevard's Overall Tax Rate structure is the lowest in Central Florida and one of the lowest in Florida**
- ❑ **Brevard continues to enjoy a highly competitive regional and statewide tax position for job development**

FY 2012 Major Tax Comparison



14

County	Countywide Millage Rate	Public Service Tax	Additional Sales Tax	Local Option Fuel Tax (1 – 5 cents)
Osceola	7.0066	X	X	
Polk	6.8665	X	X	X
Volusia	6.7791	X	X	X
Brevard	5.8632			
Lake	5.2263		X	
Seminole	5.0451	X	X	
Orange	4.4347	X	X	



Tax Bill Impacts

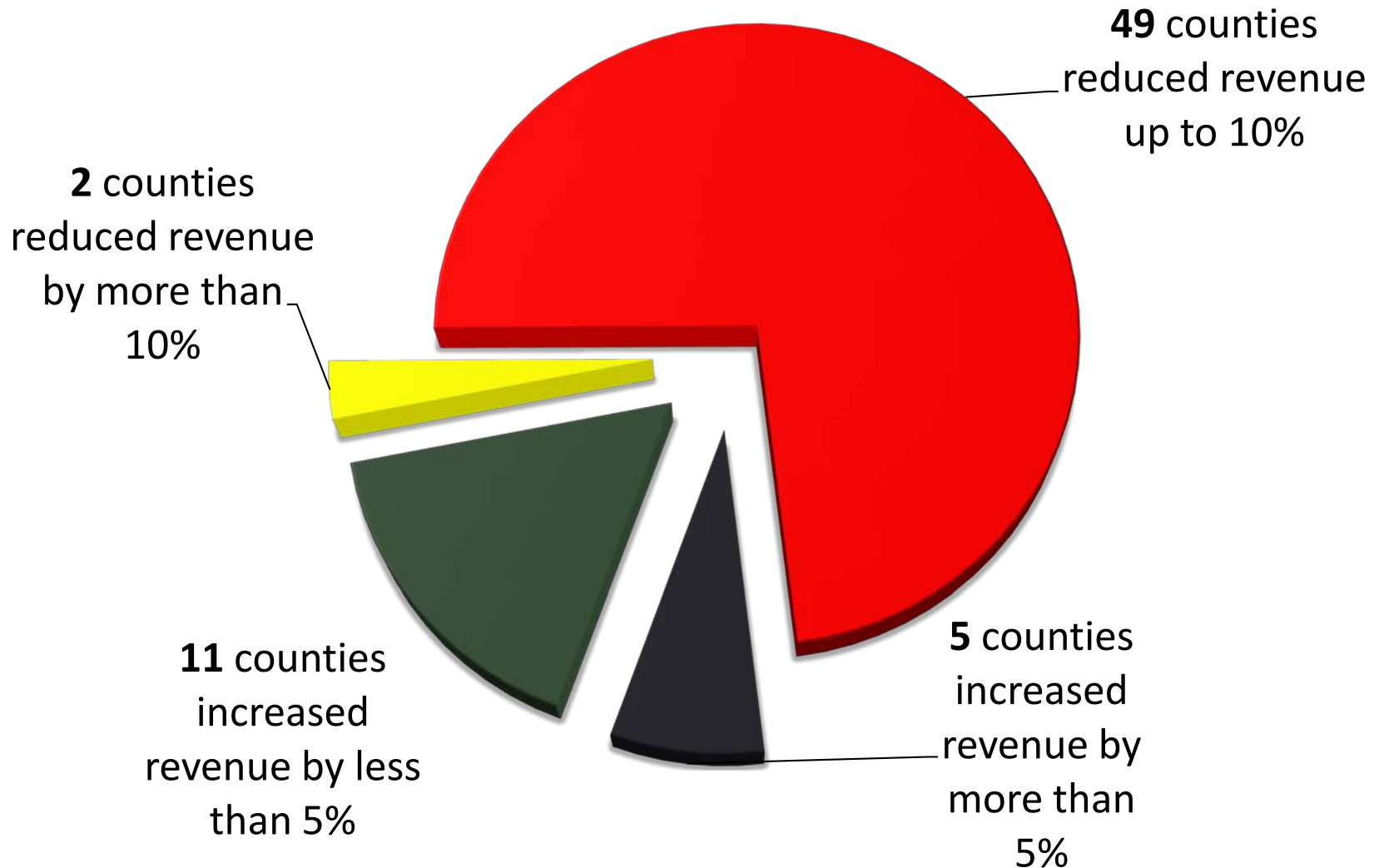
15

- **Over 65% of All Property Owners will pay the same or see a decrease in what they pay**
- **81% of Commercial Owners will pay the same or see a decrease in what they pay**
- **2% of Property Owners will pay more because of improvements to their properties or because of new construction**
- **Of the 33% who will see an increase, more than half will pay \$36 a year or less**

All Florida Counties Property Tax Revenues



16





Impact of Additional Reductions



Additional Reductions

18

- **Additional reductions could impact services provided by:**
 - ▣ **Countywide operations**
 - ▣ **Library Services**
 - ▣ **Mosquito Control**
 - ▣ **Fire Rescue**
 - ▣ **Parks**
 - ▣ **Law Enforcement**
 - ▣ **Roads**
- **Other funding sources such as Water, Solid Waste or Grants are restricted sources and do not impact the tax bill**

Operating Millage Rates Comparison



19

Area	Property Taxes @ Roll- Back Millage Rates	Property Taxes @ FY 2011 Millage Rates	Difference
Countywide General Fund	\$124,885,215	\$106,538,888	(\$18,346,327)
Library District	15,076,412	12,837,366	(\$2,239,046)
Mosquito Control District	5,417,535	4,614,097	(\$803,438)
Fire Control MSTU	9,745,650	8,412,287	(\$1,333,363)
Law Enforcement MSTU	15,240,691	12,977,156	(\$2,263,535)
Recreation Districts	5,001,552	4,436,226	(\$565,326)
Roads and Bridges MSTU	4,124,689	3,553,245	(\$571,444)
EELs Operating	1,062,854	904,182	(\$158,672)
TOTAL	\$180,545,598	\$154,273,447	(\$26,281,151)



Wrap-Up

20

- ❑ **Budget addresses the priorities of the Board**
- ❑ **Shortfalls continue to be addressed by efficiency gains and reduced spending**
- ❑ **Brevard County continues to have the lowest tax structure and generates less revenue than others**

FY 2011-2012 Proposed Budget Overview

Brevard County, Florida
September 27, 2011

